

ClO₂-Based Disinfection and Odor Control



NOTE: This label provides combined instructions for the following products: ProKure V 4.2oz (119g), ProKure V 0.84oz (23.8g), and ProKure V 0.17oz (5g), and ProKure V 0.042oz (1.19g).

Directions for Use:

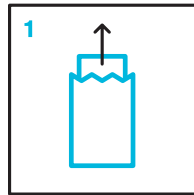
It is a violation of Federal Law to use this product in a manner inconsistent with the labeling. Read the entire label and use strictly in accordance with precautionary statements and use.

DISINFECTANT OR VIRUCIDE* FOR HARD, NON-POROUS SURFACES:

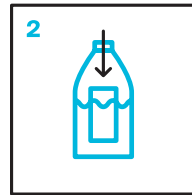
Product must be used with an exposure time of 10 minutes at 100 ppm to disinfect hard surfaces.**

SUITABLE FOR WATER AND SMOKE DAMAGE RESTORATION:

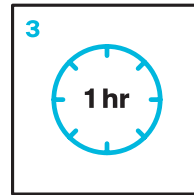
For strong odors, use solution up to 500 ppm.***



Open the silver foil packet and remove the white inner pouch. (DO NOT OPEN THE WHITE INNER POUCH.)



Place the white pouch in an opaque (not clear) container filled with an appropriate amount of water for 100ppm.



Agitate for one minute at 15 minute intervals until full activation at one hour.

This product, when used in accordance with directions on hard, non-porous surfaces such as stainless steel, glass, vinyl, polypropylene, PVC, or other hard non-permeable surfaces is an effective disinfectant, tuberculocide, fungicide, general-purpose antimicrobial, and surface cleaner. Applications include medical laboratories, hospitals, rehabilitation facilities, diagnostic centers, clinics, first-responder facilities and equipment, veterinary hospitals, medical equipment, and pharmaceutical facilities and laboratories, as well as food processing and serving facilities and beverage bottling facilities. The formulation may be applied via mop, sprayer, or sponge, with visibly soiled surfaces pre-cleaned as needed by means of a non-disinfectant cleaning agent. Formula must be applied to ensure visible wetness of surface to be treated. Visibly soiled surfaces must be pre-cleaned prior to treatment.

To activate the system, tear open the foil package and remove the white inner pouch. Do not open white inner pouch. Add the pouch to an opaque (not clear) bottle with the correct amount of water as indicated by the table below and agitate for one minute at 15 minute intervals until full activation at one hour, for a total of five agitations in one hour's time.

If any formula remains unused, pour unused formula into a dark, closed or sealed container in a cool, dark location that is not subject to any sunlight and is separate from any food for human or animal consumption, making sure to use stored formula within 15 days of activation. Record activation date onto the container. Dispose of stored formula after 15 days.

To Achieve 500 ppm:

| Packet Size | Number of Pouches | Water |
|---|-------------------|-------------------|
| ProKure V 4.2oz (wt) (119 grams) | 2 | 5 gallons (18.9L) |
| ProKure V 0.84oz (wt) (23.8 grams) | 1 | 1 gallon (3.7L) |

To Achieve 100 ppm:

| Packet Size | Number of Pouches | Water |
|--|-------------------|--------------------|
| ProKure V 4.2oz (wt) (119 grams) | 2 | 25 gallons (94.6L) |
| ProKure V 0.84oz (wt) (23.8 grams) | 1 | 5 gallons (18.9L) |
| ProKure V 0.17oz (wt) (5 grams) | 1 | 1 gallon (3.7L) |
| ProKure V 0.042oz (wt) (1.19 grams) | 1 | 1 quart (946mL) |

NOTE: Allow ONE (1) HOUR BEFORE USE TO ENSURE SOLUTION REACHES FULL STRENGTH. Be sure to agitate upon addition of the pouch to the water, at 15-minutes intervals, and before initial use. Total of five agitations of one minute for one hour. Temperature must be kept between 20-25°C.

Use only in a well-ventilated area and avoid inhaling fumes. Wear protective gloves if hands will come into contact with activated solution during dilution or application; wear NIOSH/MHSA-approved respirator for chlorine dioxide if working with stock (500 ppm) solution in open container.

****DISINFECTANT OR VIRUCIDE* FOR HARD, NON-POROUS SURFACES:**

Product must be used with an exposure time of 10 minutes at 100 ppm to disinfect: **Bacteria** (methicillin-resistant *S. aureus* (MRSA) (ATCC 33591), *Staphylococcus Aureus* (ATCC 6538), *Pseudomonas Aeruginosa* (ATCC 15442), *Listeria Monocytogenes* (ATCC 19111), *Vancomycinresistant Enterococcus Faecalis* (ATCC 51299), *Salmonella Enterica* (ATCC 10708), and *Mycobacterium Bovis* (TB) (ATCC 35737); **Fungi** (*Fusarium Solani* (ATCC 36031), *Trichophyton Interdigitale* (athlete's foot) (ATCC 9533), *Candida Albicans* (ATCC 10231), *Botrytis Sp* and *Penicillium Digitatum* (ATCC 201167), and *Aspergillus Niger* (ATCC 9642); kills odor-causing bacteria, mold, and mildew; **Viruses*** on hard surfaces (in medical or veterinary facilities) to decontaminate Human Immunodeficiency Virus Type 1 (HIV-1) (HTLV-III), Hepatitis A (HM-175), Herpes Simplex-2 (ATCC VR-734), Rhinovirus Type 37 (ATCC VR-1147), Influenza A Virus (ATCC VR-544), Coronavirus (ATCC VR-740), Poliovirus-1 (ATCC VR-1000), Feline Calicivirus (ATCC VR-782), Rotavirus (WA), Canine Parvovirus (ATCC VR-2017), Adenovirus Type 5 (ATCC VR-5), Vaccinia Virus (ATCC VR-119), Norovirus (feline calici used as testing surrogate) (ATCC VR-782), *Bordetella Bronchiseptica* (kennel cough) (ATCC 10580), Canine Distemper Virus, Strain Snyder Hill, (ATCC VR-1587), and Feline Panleukopenia Virus (Feline Distemper) (ATCC VR-648).

Product must be used with an exposure time of 30 seconds at 100 ppm to disinfect: SARS-Related Coronavirus 2 (BEI Resources NR-52281) (Strain: USA-WA 1/2020)[SARSCoV-2]

TREATMENT TO REMEDIATE MOLD:

For use on hard, non-porous surfaces. Surfaces treated must be completely wet with product for 10 minutes at 100ppm. Product can be used as part of a comprehensive mold remediation or water damage restoration program, including: monitoring for conditions favorable to mold growth, such as condensation and high relative humidity; eliminating conditions favorable to mold growth; and drying affected areas to below 20% moisture content. When water damage is suspected, eliminate water source, and then remove excess water, drying surfaces thoroughly. Product can be used on materials removed for disposal. If excess water is removed within 24 hours, spraying affected surfaces with product will control growth on uncontaminated surfaces for up to a week. Building materials exposed to water in excess of 24 hours may have extensive microbial growth that is not visible; prepare a complete assessment and remediation plan to incorporate product use.

Recommended mold and mildew remediation websites:

- www.iaqa.org – IAQA (Indoor Air Quality Association)
- www.epa.gov – EPA (Environmental Protection Agency)
- www.nyc.gov – New York City – "Guidelines on Assessment and Remediation of Fungi in Indoor Environments"
- www.iicrc.org – IICRC (Institute of Inspection, Cleaning and Restoration Certification)

1) Remove heavy soil. 2) Apply product on area until evenly wet. 3) To promote drying and to avoid residue marks, wipe off excess wetness with a clean cloth or paper towel. 4) Allow treated surfaces to dry completely. If mold stains remain following treatment, reapply and wipe or scrub area.

Large areas – total surface area affected greater than 30 sq. ft.: Areas larger than 30 sq. ft. require special procedures and individuals trained in remediation. Before using product to mitigate large areas, you should understand one or more of these guidelines. Follow these guidelines to apply product.

Building materials exposed to water in excess of 24 hours may have extensive microbial growth that is not visible. Prepare a complete assessment and remediation plan to incorporate product use, provide for user and occupant safety and to document and monitor the remediation process. Product can be used on materials removed for disposal and in other applications where antimicrobial use is indicated.

Reapplication: Reapply weekly or when growth or odor reappears. Determine and correct the cause of re-growth before reapplication. Reapply if surfaces are washed or painted.

Personal protection equipment suggestions for applicators: For areas less than 30 sq. feet, an N-95 respirator, gloves, and goggles/eye protection are recommended to avoid mold or mold spore exposure. For areas greater than 30 sq. feet, use an N-95 respirator or half-face respirator with HEPA filter, disposable overalls, gloves, and goggles/eye protection.

SUITABLE FOR TRAUMA SCENE DECONTAMINATION:

KILLS HIV ON PRE-CLEANED HARD, NON-POROUS SURFACES PREVIOUSLY SOILED WITH BLOOD/BODY FLUIDS in health care settings (hospitals, nursing homes) and other settings in which the surfaces/objects likely to be soiled with blood/body fluids can be associated with the potential for transmission of Human Immunodeficiency Virus Type 1 (HIV-1) (associated with AIDS).

Personal protection: Disposable latex or vinyl gloves, gowns, facemasks, and eye coverings as appropriate, must be worn during all cleaning of body fluids, blood, and decontamination procedures.

Cleaning procedures: Blood/body fluids must be thoroughly cleaned from surfaces/objects before application.

Disposal of infectious material: Blood/body fluids should be autoclaved and disposed of according to federal, state, and local regulations for infectious waste disposal.

Contact time: Product must be used with an exposure time of 10 minutes at 100 ppm.

***SUITABLE FOR WATER AND SMOKE DAMAGE RESTORATION:

Effective against odor caused by smoke and water damage for commercial, industrial, hospital, and residential locations. ProKure® V is particularly suitable for use in water and fire damage restoration. Saturate affected materials with enough product to remain wet for at least 10 minutes exposure time. For strong odors, use solution up to 500 ppm. Do not rinse. Allow to air dry.

SUITABLE FOR SEWER BACKUP AND RIVER FLOODING:

Remove heavy soil along with non-salvageable materials. Thoroughly clean or power-wash all surfaces with soap, detergent, or degreaser and rinse with water. To use as a deodorizer, saturate all affected areas with a cloth, mop, or mechanical coarse spray device until the surface is thoroughly wet. For strong odors, use solution up to 500 ppm. Do not rinse. Allow to air dry.

CARPETS, CARPET CUSHIONS, UPHOLSTERY, DRAPES AND OTHER POROUS MATERIALS, SUB FLOORS, DRYWALL, TRIM AND FRAME LUMBER, TACKLESS STRIP, AND PANELING:

To use as a deodorizer against water and fire damage, extract excess water and test ProKure® V in a hidden area for colorfastness. Remove gross filth and heavy soil. Apply product directly with a mechanical coarse spray device {or coarse pump or trigger spray device} to fully saturate affected materials. For spray applications, spray 8-10 inches from surface. Follow with thorough extraction and rapid drying.

STORAGE AND DISPOSAL

Do not contaminate water, food, or feed by dry pouch storage and disposal.

Pesticide storage: STORE SOLUTION IN DARK, DRY, PROTECTED, WELL-VENTILATED AREA, AWAY FROM DIRECT SUNLIGHT AND WHERE TEMPERATURE WILL NOT EXCEED 122°F (50°C). KEEP POUCH CONTAINING DRY INGREDIENTS IN ITS ORIGINAL CONTAINER AND AWAY FROM HEAT OR OPEN FLAME. MAKE SURE THE POUCH CANNOT COME INTO CONTACT WITH WATER OR ACID OR ACID-BASED PRODUCTS.

Pesticide disposal: TO AVOID WASTE, USE ALL OF THE SOLUTION ACCORDING TO LABEL DIRECTIONS. DO NOT DISPOSE OF POUCH CONTAINING DRY INGREDIENTS WITH FOOD OR WATER. IN THE EVENT OF A SPILL OF DRY INGREDIENTS, TAKE STEPS TO AVOID RUNOFF TO COME INTO CONTACT WITH COMBUSTIBLE MATERIALS, ACIDIC SOLUTIONS, SKIN, OR CLOTHING. AN UNUSED POUCH CONTAINING DRY INGREDIENTS MUST BE TREATED AS TOXIC WASTE MATERIALS AND MUST BE DISPOSED OF IN ACCORD WITH FEDERAL, STATE, AND LOCAL REGULATIONS. CONTACT EPA, STATE, OR LOCAL ENVIRONMENTAL AGENCIES FOR CURRENT DISPOSAL INSTRUCTIONS. DISCARD EMPTY PACKAGING AND SPENT POUCH IN AN OUTDOOR REFUSE CONTAINER.

Container handling: DO NOT REUSE OR REFILL CONTAINER HOLDING SOLUTION EXCEPT AS ALLOWED IN THE DIRECTIONS FOR USE. NONREFILLABLE POUCH. DO NOT TRY TO RE-USE OR REFILL THE POUCH.

PRECAUTIONARY STATEMENTS HAZARDS TO HUMANS AND DOMESTIC ANIMALS:

This product is designed to fully compartmentalize dry ingredients inside a patented pouch. Under normal conditions of use, and unless the sealed pouch is compromised, contact with the dry ingredients should not occur. However, if the sealed product is compromised and contact with dry ingredients is possible, please note the following hazard and safety information.

DANGER: Dry ingredients: Corrosive. Causes irreversible eye damage and skin burns. Wear protective eyewear, such as goggles, face shield, or safety glasses and gloves. Harmful if swallowed. Avoid breathing vapors. Wash thoroughly with soap and water after handling and before eating, drinking, chewing gum, using tobacco, or using the toilet. Remove and wash contaminated clothing before reuse.

PHYSICAL OR CHEMICAL HAZARDS:

POUCH CONTAINING DRY SODIUM CHLORITE IS NOT COMPATIBLE WITH ANY REDUCING AGENTS, COMBUSTIBLE MATERIALS, SOLVENTS, ACIDS, PAINTS, OR SULFUR CONTAINING RUBBER. KEEP ACTIVATED SOLUTION AWAY FROM HEAT, SPARKS, AND LIGHT. CHLORINE DIOXIDE GAS CAN BECOME CONCENTRATED IN OPEN AREA OF POUCH. DILUTE ACTIVATED SOLUTION IN AN OPEN, WELL-VENTILATED AREA.

FIRST AID

If in eyes: Hold eye open and rinse slowly and gently with water for 15-20 minutes. Remove contact lenses, if present, after the first five minutes, then continue rinsing eye. Call a poison control center or doctor for treatment advice.

If on skin or clothing: Take off contaminated clothing. Rinse skin immediately with plenty of water for 15-20 minutes. Call a poison control center or doctor for treatment advice.

If swallowed: Call poison control center or doctor immediately for treatment advice. Have person sip a glass of water if able to swallow. Do not induce vomiting unless told to do so by the poison control center or doctor. Do not give anything by mouth to an unconscious person.

If inhaled: Remove victim to fresh air. If person is not breathing, call 911 or an ambulance, then give artificial respiration, preferably mouth-to-mouth if possible. Call a poison control center or doctor for treatment advice. Get medical attention.

Have the product container or label with you when calling poison control center, doctor, or going for treatment. For emergency information concerning this product, call the National Pesticides Information Center (NPIC) at 1.800.858.7378 seven days a week, 6:30 a.m. to 4:30 p.m. Pacific Time (NPIC). **Note to physician:** Probable mucosal damage may contraindicate the use of gastric lavage.

WARRANTY STATEMENT:

Manufacturer's liability is limited to the purchase price of the product. Manufacturer makes no warranties, implied or expressed, other than that the product shall be free from defects in material and workmanship. The manufacturer makes no warranty to the merchantability of the product. Manufacturer accepts no liability resulting from misuse of product or for any incidental or consequential damages for any breach of warranty.

Made in the U.S.A.

Distributed By:
ProKure Solutions, LLC
5013 E. Washington Street, Suite 130
Phoenix, AZ 85034
866.206.1301

Control #: 000-000000000